

*Project***LEAD**



2024 SUBSTANCE USE DATA

MARCH 24, 2025



REPORT INFORMATION

This report provides an overview of data for the year 2024 on Project LEAD, the Hampton & Peninsula Health District's (HPHD) first substance use and opioid response program, which launched in January 2023. In addition, it includes key substance use data from 2024 for the Cities of Hampton, Newport News, Poquoson, and Williamsburg, as well as the Counties of James City and York.

The goal of this report is to equip community partners with relevant data to better understand substance use disorder in the Greater Peninsula Region and to guide resource deployment where it is most needed. All included data has been authorized for release by its respective sources, with citations available on the last page; some data may be suppressed due to confidentiality concerns. We hope this report serves as a valuable tool in ongoing efforts to combat the opioid epidemic and support those affected.

For questions, please contact HPHD's Population Health Manager and Public Information Officer, Tes La Dieu (taylor.ladieu@vdh.virginia.gov). We extend our gratitude to our community partners for their continued commitment to this cause and welcome anyone interested in joining the Project LEAD network.

PROJECT *LEAD*

IN 2024...



**WE HAVE
ENGAGED WITH**

3,000+
PEOPLE

**THE PROJECT
LEAD NETWORK
HAS GROWN TO**

78
COMMUNITY
PARTNER
ORGANIZATIONS

**WE HAVE
DISTRIBUTED**

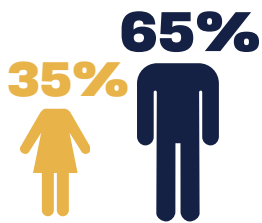
2,258
DOSES OF
NALOXONE

2,862
RESOURCE
KITS

2,262
FENTANYL
TEST STRIPS

CITY OF HAMPTON

POPULATION 138,037 ⁷



PERCENTAGE OF EMS
SUBSTANCE USE
INCIDENT
RESPONSES BY
GENDER IN 2024¹

126

TIMES NALOXONE
WAS DISPENSED
BY EMS IN 2024¹

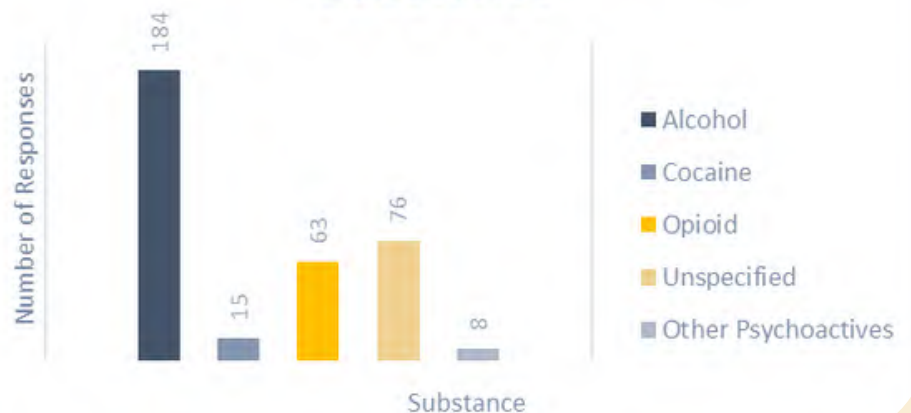
50-59
YEARS OLD

AVERAGE AGE RANGE
OF EMS SUBSTANCE USE
INCIDENT RESPONSES IN
2024¹

354

TOTAL EMS
SUBSTANCE USE
INCIDENT
RESPONSES IN
2024¹

2024 EMS Responses by Substance¹



CITY OF HAMPTON

POPULATION 138,037 ⁷

25

AVERAGE ED VISITS
PER MONTH FOR ALL
DRUG OVERDOSE IN
2024⁴

29

DEATHS IN 2024 DUE TO
DRUG OVERDOSE³

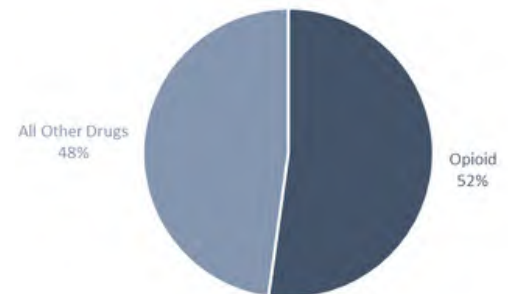
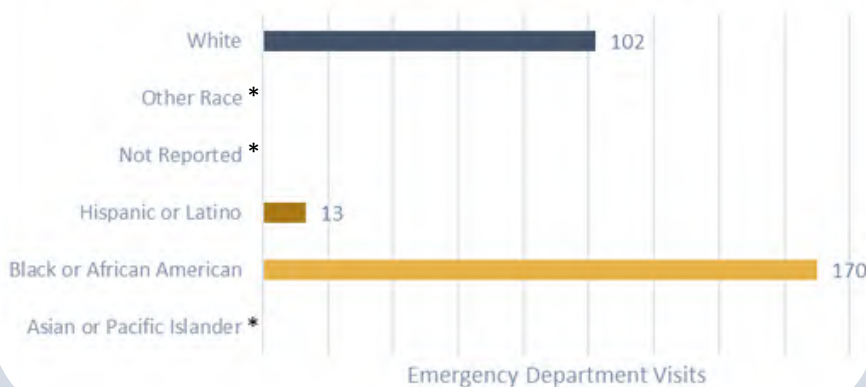
³AS OF THE THIRD QUARTER

53% **47%**



PERCENTAGE OF ED
OVERDOSE VISITS BY
GENDER IN 2024⁴

Emergency Department Visits For
Unintentional All Drug Overdose by Race in 2024²



PERCENTAGE OF ED VISITS
FOR OPIOID OVERDOSES IN
2024⁴

IN 2024 THERE WERE

304

TOTAL SUBSTANCE
RELATED ARRESTS⁵

351

SUBSTANCE RELATED
COURT CASES⁵

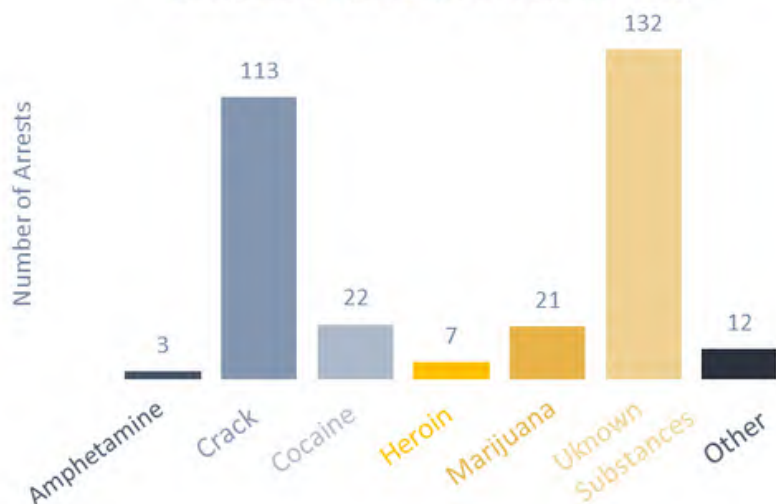
266

COCAINE RELATED CASES⁶

56

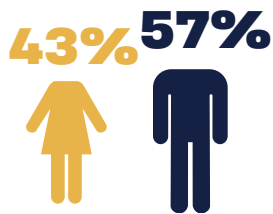
FENTANYL RELATED CASES⁶

Substance Related Arrests in 2024⁵



COUNTY OF JAMES CITY

POPULATION 81,199 ⁷



PERCENTAGE OF EMS
SUBSTANCE USE
INCIDENT
RESPONSES BY
GENDER IN 2024¹

25

TIMES NALOXONE
WAS DISPENSED
BY EMS IN 2024¹

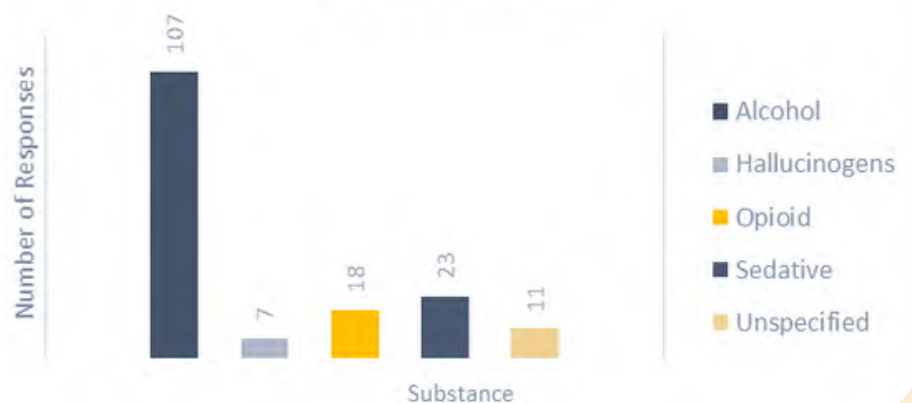
30-39
YEARS OLD

AVERAGE AGE RANGE
OF EMS SUBSTANCE USE
INCIDENT RESPONSES IN
2024¹

173

TOTAL EMS
SUBSTANCE USE
INCIDENT
RESPONSES IN
2024¹

2024 EMS Responses by
Substance¹



COUNTY OF JAMES CITY

POPULATION 81,199 ⁷

18

AVERAGE ED VISITS
PER MONTH FOR ALL
DRUG OVERDOSE IN
2024⁴

6

DEATHS IN 2024 DUE TO
DRUG OVERDOSE³

³AS OF THE THIRD QUARTER

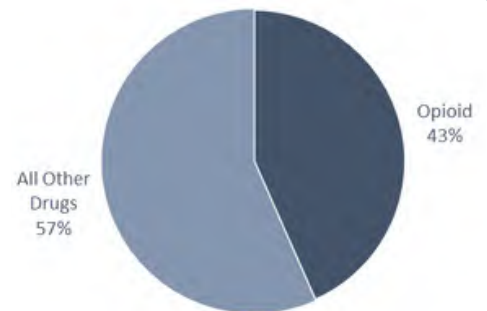
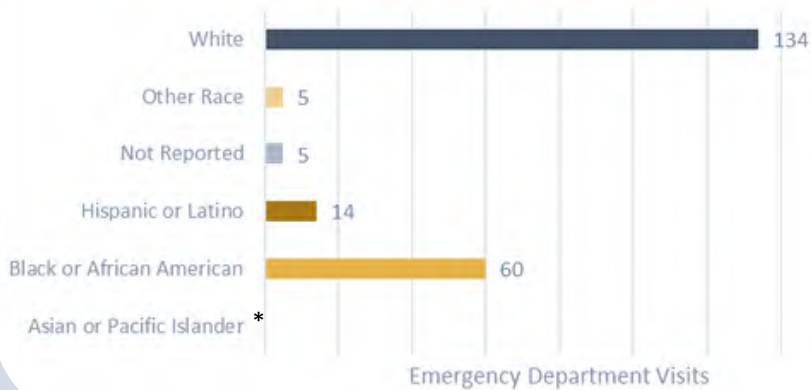
52%

48%



PERCENTAGE OF ED
OVERDOSE VISITS BY
GENDER IN 2024⁴

Emergency Department Visits For
Unintentional All Drug Overdose by Race in 2024²



PERCENTAGE OF ED VISITS
FOR OPIOID OVERDOSES IN
2024⁴

IN 2024 THERE WERE

59

TOTAL SUBSTANCE
RELATED ARRESTS⁵

65

SUBSTANCE RELATED
COURT CASES⁵

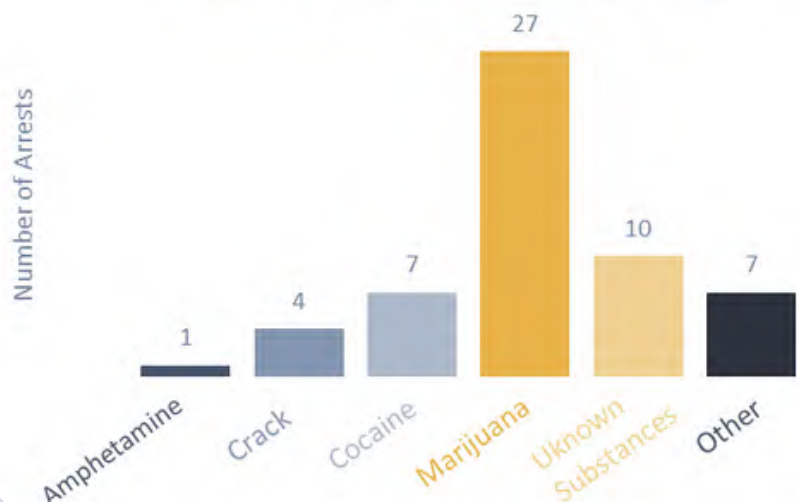
30

COCAINE RELATED CASES⁶

7

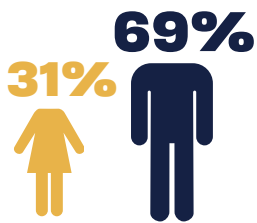
FENTANYL RELATED CASES⁶

Substance Related Arrests in 2024⁵



CITY OF NEWPORT NEWS

POPULATION 184,306 ⁷



PERCENTAGE OF EMS
SUBSTANCE USE
INCIDENT
RESPONSES BY
GENDER IN 2024¹

158

TIMES NALOXONE
WAS DISPENSED
BY EMS IN 2024¹

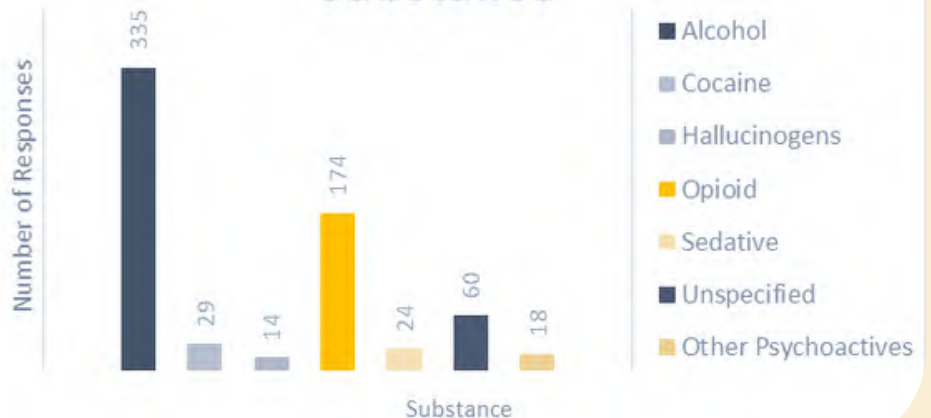
30-39
YEARS OLD

AVERAGE AGE RANGE
OF EMS SUBSTANCE USE
INCIDENT RESPONSES IN
2024¹

658

TOTAL EMS
SUBSTANCE USE
INCIDENT
RESPONSES IN
2024¹

2024 EMS Responses by Substance¹



CITY OF NEWPORT NEWS

POPULATION 184,306 ⁷

45

AVERAGE ED VISITS
PER MONTH FOR ALL
DRUG OVERDOSE IN
2024⁴

39

DEATHS IN 2024 DUE TO
DRUG OVERDOSE³

⁷AS OF THE THIRD QUARTER

46%

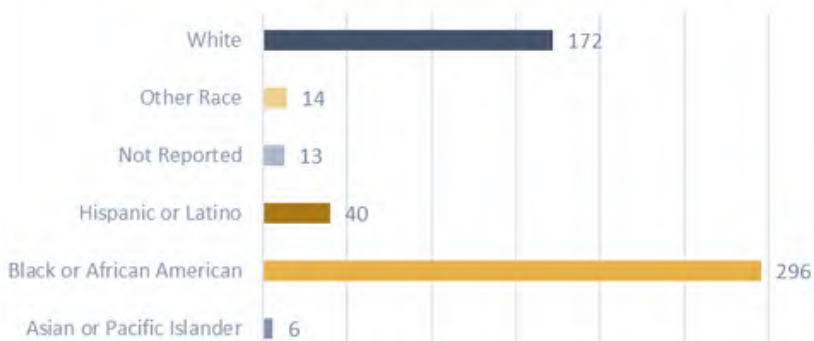


54%

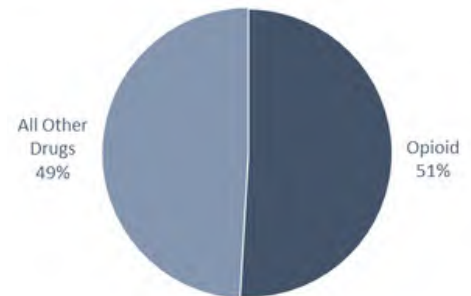


PERCENTAGE OF ED
OVERDOSE VISITS BY
GENDER IN 2024⁴

Emergency Department Visits For
Unintentional All Drug Overdose by Race in 2024²



Emergency Department Visits



PERCENTAGE OF ED VISITS
FOR OPIOID OVERDOSES IN
2024⁴

IN 2024 THERE WERE

358

TOTAL SUBSTANCE
RELATED ARRESTS⁵

696

SUBSTANCE RELATED
COURT CASES⁵

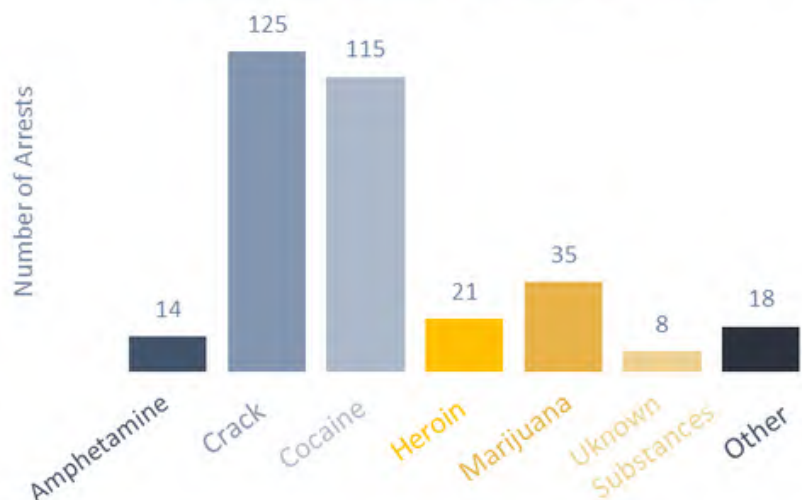
470

COCAINE RELATED CASES⁶

112

FENTANYL RELATED CASES⁶

Substance Related Arrests in 2024⁵




CITY OF POQUOSON

POPULATION 12,582 ⁷



46% 54%



PERCENTAGE OF EMS
SUBSTANCE USE
INCIDENT
RESPONSES BY
GENDER IN 2024¹

6

TIMES NALOXONE
WAS DISPENSED
BY EMS IN 2024¹

13

TOTAL EMS
SUBSTANCE USE
INCIDENT
RESPONSES IN
2024¹

2024 EMS Responses by Substance¹



CITY OF POQUOSON

POPULATION 12,582 ⁷

1

AVERAGE ED VISITS
PER MONTH FOR ALL
DRUG OVERDOSE IN
2024⁴

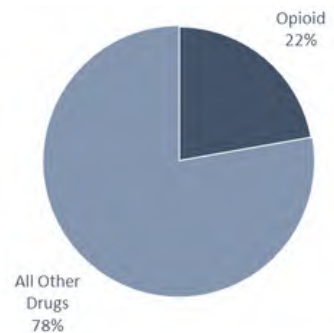
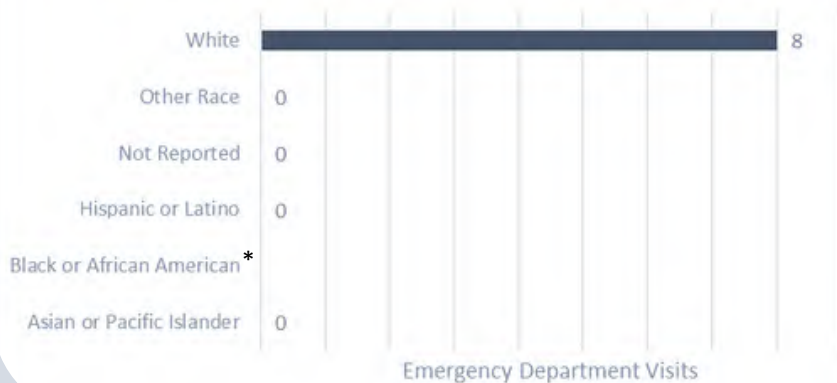
0

DEATHS IN 2024 DUE TO
DRUG OVERDOSE³

³AS OF THE THIRD QUARTER

PERCENTAGE OF ED
OVERDOSE VISITS BY
GENDER IN 2024
WERE SUPPRESSED TO
MAINTAIN
CONFIDENTIALITY^{4*}

Emergency Department Visits For
Unintentional All Drug Overdose by Race in 2024²



PERCENTAGE OF ED VISITS
FOR OPIOID OVERDOSES IN
2024⁴

IN 2024 THERE WERE

32

TOTAL SUBSTANCE
RELATED ARRESTS⁵

24

SUBSTANCE RELATED
COURT CASES⁵

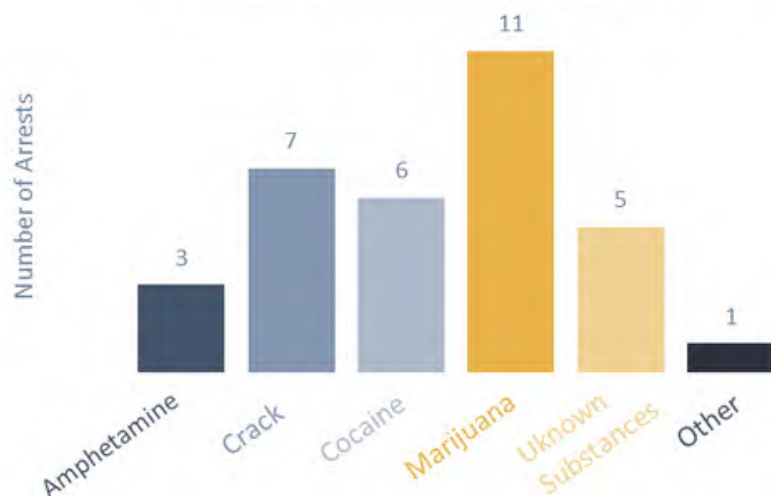
7

COCAINE RELATED CASES⁶

1

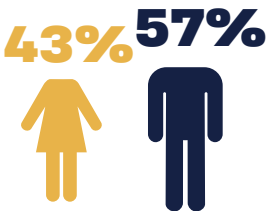
FENTANYL RELATED CASES⁶

Substance Related Arrests in 2024⁵



CITY OF WILLIAMSBURG

POPULATION 15,909 ⁷



PERCENTAGE OF EMS
SUBSTANCE USE
INCIDENT
RESPONSES BY
GENDER IN 2024¹

8

TIMES NALOXONE
WAS DISPENSED
BY EMS IN 2024¹

16-19
YEARS OLD

AVERAGE AGE RANGE
OF EMS SUBSTANCE USE
INCIDENT RESPONSES IN
2024¹

100

TOTAL EMS
SUBSTANCE USE
INCIDENT
RESPONSES IN
2024¹

2024 EMS Responses by Substance¹



CITY OF WILLIAMSBURG

POPULATION 15,909 ⁷



84

SUBSTANCE
RELATED COURT
CASES IN 2024⁵

63

TOTAL
SUBSTANCE
RELATED ARRESTS
IN 2024⁵

3

DEATHS IN 2024 DUE TO
DRUG OVERDOSE³
*AS OF THE THIRD QUARTER

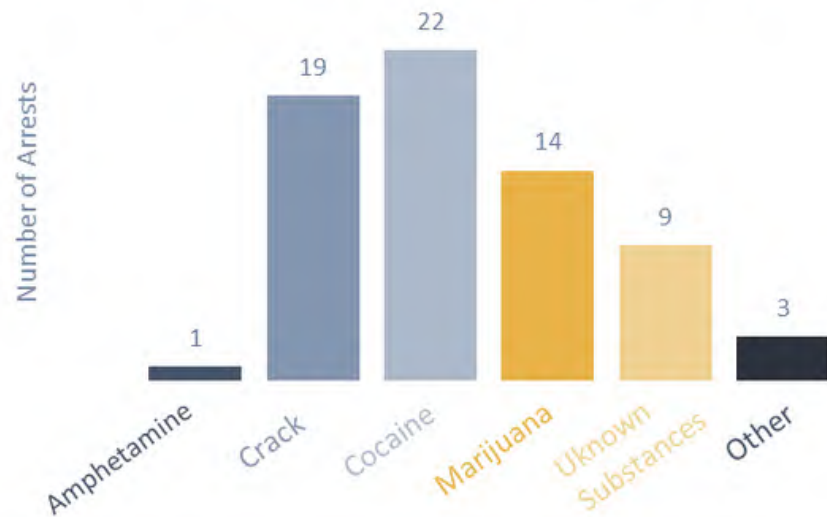
60

COCAINE
RELATED CASES
IN 2024⁶

4

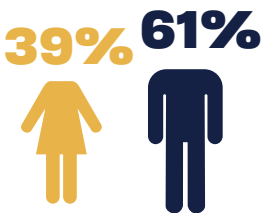
FENTANYL
RELATED CASES
IN 2024⁶

Substance Related Arrests in 2024⁵



COUNTY OF YORK

POPULATION 71,341 ⁷



PERCENTAGE OF EMS
SUBSTANCE USE
INCIDENT
RESPONSES BY
GENDER IN 2024¹

20

TIMES NALOXONE
WAS DISPENSED
BY EMS IN 2024¹

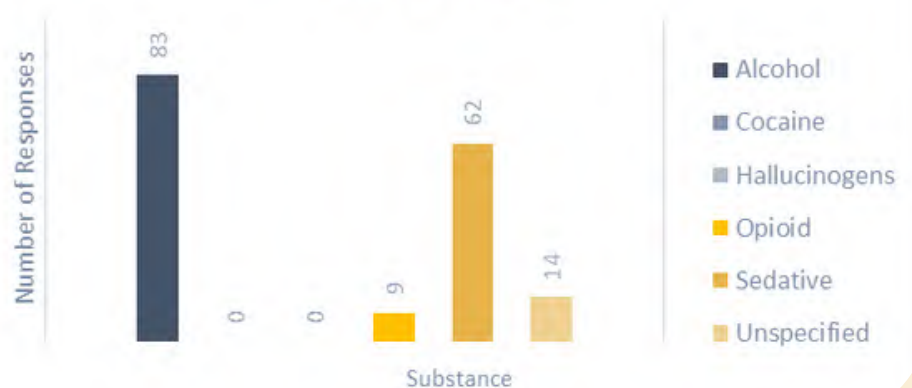
30-39
YEARS OLD

AVERAGE AGE RANGE
OF EMS SUBSTANCE USE
INCIDENT RESPONSES IN
2024¹

184

TOTAL EMS
SUBSTANCE USE
INCIDENT
RESPONSES IN
2024¹

2024 EMS Responses by
Substance¹



COUNTY OF YORK

POPULATION 71,341 ⁷

6

AVERAGE ED VISITS
PER MONTH FOR ALL
DRUG OVERDOSE IN
2024⁴

7

DEATHS IN 2024 DUE TO
DRUG OVERDOSE³

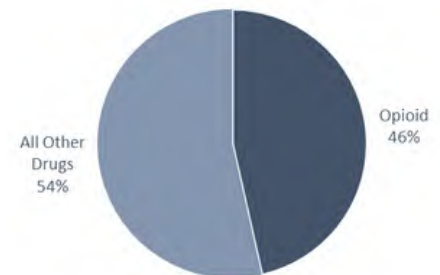
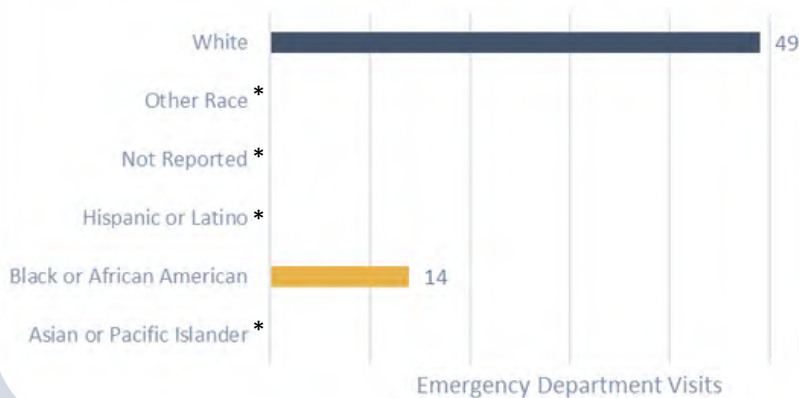
⁷AS OF THE THIRD QUARTER

51% 49%



PERCENTAGE OF ED
OVERDOSE VISITS BY
GENDER IN 2024⁴

Emergency Department Visits For
Unintentional All Drug Overdose by Race in 2024²



PERCENTAGE OF ED VISITS
FOR OPIOID OVERDOSES IN
2024⁴

IN 2024 THERE WERE

99

TOTAL SUBSTANCE
RELATED ARRESTS⁵

108

SUBSTANCE RELATED
COURT CASES⁵

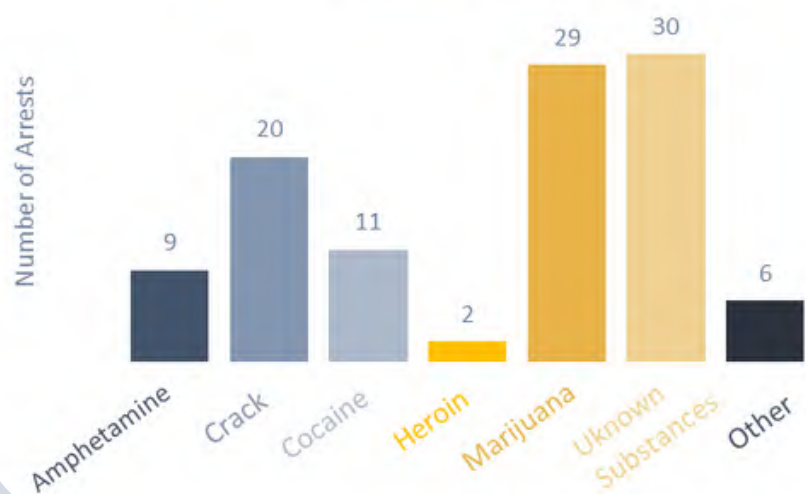
55

COCAINE RELATED CASES⁶

6

FENTANYL RELATED CASES⁶

Substance Related Arrests in 2024⁵



References

1. Framework for Addiction Analysis and Community Transformation (FAACT). NEMSIS. Version 3.5. VDH- Emergency Medical Services; 2024. Accessed March 15, 2025.
2. Virginia Department of Health. ESSENCE. Syndromic Demographic Emergency Department Visits Data; 2024. Accessed March 17, 2025.
3. Virginia Department of Health, Office of the Chief Medical Examiner. Fatal Drug Overdose Quarterly Report, 3rd Quarter 2024. Edition 2024.3. Published January 2025. Accessed March 25, 2025. <https://www.vdh.virginia.gov/content/uploads/sites/18/2025/01/Quarterly-Drug-Death-Report-FINAL-Q3-2024.pdf>.
4. Virginia Department of Health. ESSENCE. Syndromic Drug Overdose Emergency Department Data; 2024. Accessed March 17, 2025.
5. Framework for Addiction Analysis and Community Transformation (FAACT). VSP State Police Dashboard; 2024. Accessed March 17, 2025
6. Framework for Addiction Analysis and Community Transformation (FAACT). DFS Tested Substances Dashboard; 2024. Accessed March 15, 2025
7. County Health Rankings & Roadmaps. Health Data. Accessed March 17, 2025. <https://www.countyhealthrankings.org/health-data>